



MODEL

1620 Countertop

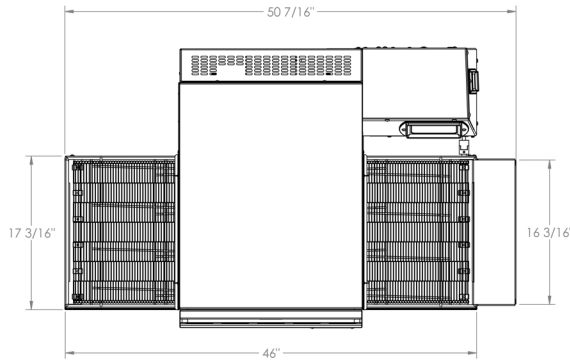
SIZE

16" WIDE CONVEYOR
20" LONG BAKE CHAMBER

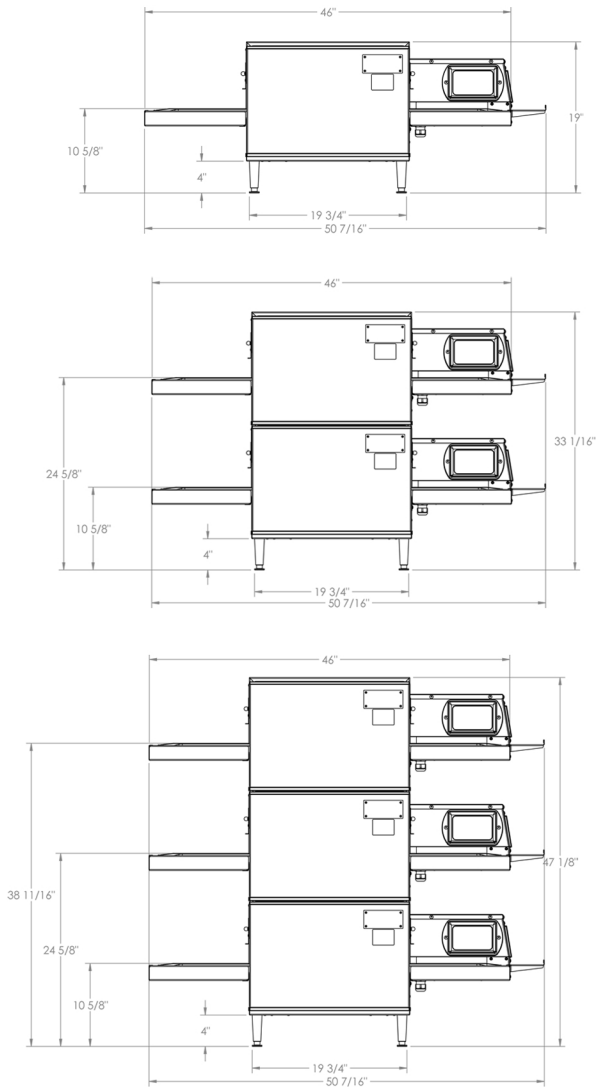
TYPE

ELECTRIC

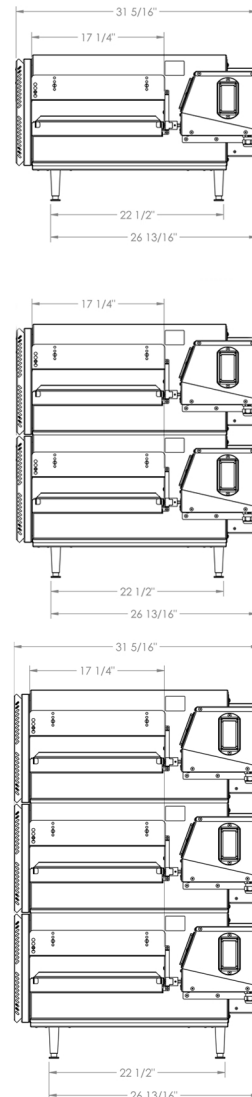
TOP VIEW



FRONT VIEWS



SIDE VIEWS



1620

MODEL

Countertop

XLT

SmartSolutions™

DATA SHEET

1620 COUNTERTOP OVEN

Electrical Requirement - Standard

	Option 1	Option 2
VAC	208 VAC	220/240 VAC
Amps	30 Amps	30 Amps
Hz	60 Hz	60 Hz
Phase	1 Phase	1 Phase
Kw	6 Kw	6 Kw

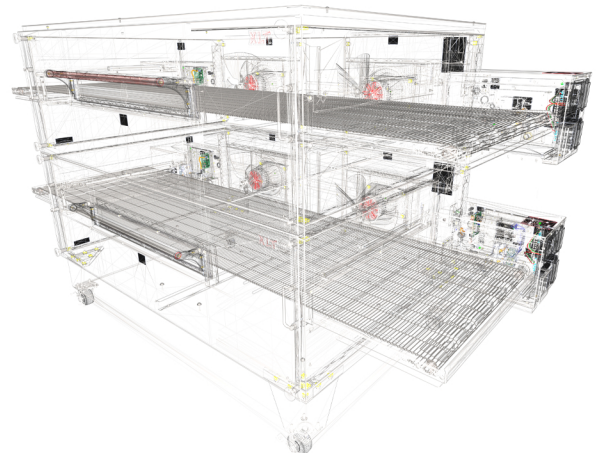
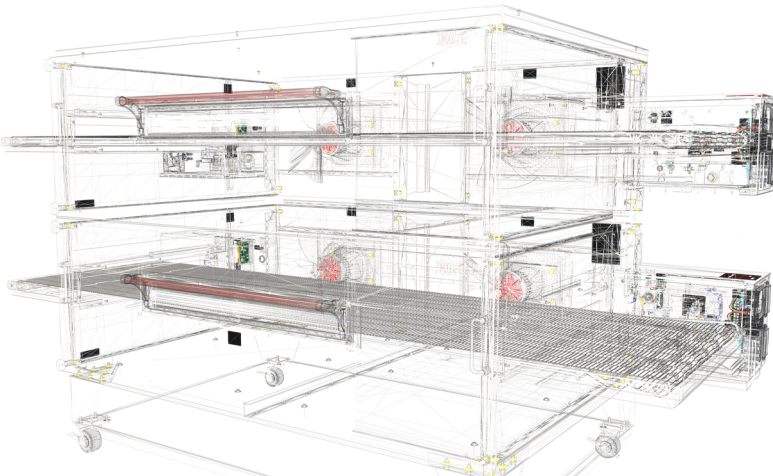
Electrical Requirement - World

	Option 1	Option 2
VAC	240 VAC	380 VAC
Amps	30 Amps	15 Amps
Hz	50 Hz	50 Hz
Phase	1 Phase	3 Phase
Kw	7.2 Kw	9.9 Kw

Oven Weight	Single (1 crate)		Double (2 crates)		Triple (3 crates)	
	lbs	kg	lbs	kg	lbs	kg
Oven Only	180	82	343	156	506	230

OVEN WARRANTY

USA & Canada (Parts & Labor)	International (Parts & Labor)
2 Years Standard	2 Years Standard



(316) 943-2751
 SALES@XLTOVENS.COM
 SERVICE@XLTOVENS.COM

WWW.XLTOVENS.COM
 24/7/365 LIVE TECHNICAL SUPPORT

