



## CATALOGUE



**EQUIPMENT**  
*Specifications*



# Visual Dipping Cabinet The “VisiDipper”

## VISIDIPPER Features:

- New refrigerant/compressor design
- Microprocessor thermostat and defrost controller with digital LED display
- LED lighting
- ECM Fan Motor
- Quieter operation and decreased energy usage
- Forced air/bare tube condenser
- Slide out condensing unit for easy maintenance and serviceability
- 4-1/2” lower glass front allows 75% more viewing area for product

The VisiDipper is the most innovative design for ice cream dipping in the industry. VisiDipper provides 75% more product viewing than standard canopy dipping cabinets. The VisiDipper product line features both straight and curved glass models in 4-can, 8-can, 12-can and 16-can models to choose from. The -W version features an extended back wall work top surface.

**OPTIONAL ACCESSORIES:** • Can Skirt Kits • Gelato Pan Racks (pans not included) • Caster Kits • Leg Kit • Dipperwell • FrostShield Kits • Night Covers

MODEL	KDC/CKDC27V	KDC/CKDC47V	KDC/CKDC67V	KDC/CKDC87V	CKDC67V-W	CKDC87V-W*
Temp Range	+10°F to -10°F	+10°F to -10°F	+10°F to -10°F	+10°F to -10°F	+10°F to -8°F	+10°F to -8°F
Exterior Dimensions:						
Length	25 7/8”	46 1/2”	67 1/8”	88 1/8”	67 1/4”	88 1/4”
Depth	26 3/8”	26 3/8”	26 3/8”	26 3/8”	29 1/4”	29 1/4”
Height	51 13/16”	51 13/16”	51 13/16”	51 13/16”	52 1/8”	52 1/8”
Capacity	4.6 cu. ft.	12.0 cu. ft.	19.1 cu. ft.	26.4 cu. ft.	19.1 cu. ft.	26.4 cu. ft.
Capacity (3 gal tubs)	4	12	20	28	20	28
Facings (3 gal tubs)	4	8	12	16	12	16
Storage (3 gal tubs)	0	4	8	12	8	12
Compressor	Hermetic	Hermetic	Hermetic	Hermetic	Hermetic	Hermetic
Unit HP	1/4	1/3	3/4	3/4	3/4	3/4
Shipping Weight	235 lbs	365 lbs	525 lbs	635 lbs	537 lbs	712 lbs
Condenser Type	Bare Tube	Bare Tube	Bare Tube	Bare Tube	Bare Tube	Bare Tube
Lighting	LED	LED	LED	LED	LED	LED
Electrical	115/60/1	115/60/1	115/60/1	115/60/1	115/60/1	115/60/1
Rated Amps	8.0	11.0	11.0	11.0	11.5	11.5
Electrical Connection	5-15P	5-15P	5-15P	5-15P	5-15P	5-15P



www.globalref.com



# KDC/CKDC Ice Cream Dipping Cabinets

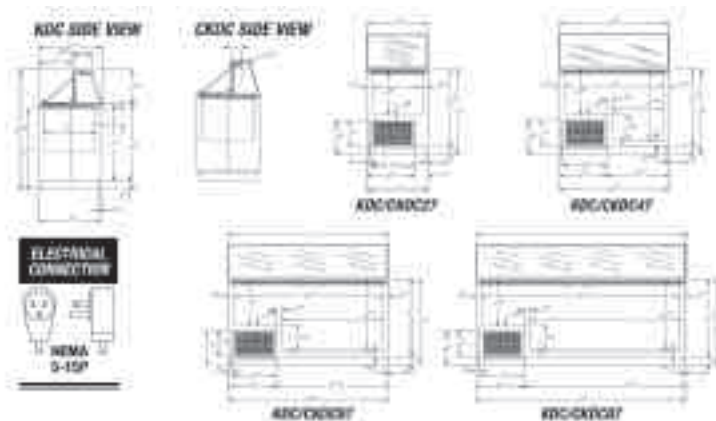
## Dipping Cabinet Features:

- New refrigerant/compressor design
- Microprocessor thermostat and defrost controller with digital LED display.
- LED lighting
- ECM Fan Motor
- Forced air/bare tube condenser
- Slide out condensing unit for easy serviceability

The straight and curved dipping cabinets are the most trusted design for ice cream dipping cabinets for over 75 years. The Global product line features both straight and curved glass models in 4-can, 8-can, 12-can and 16-can models to choose from.

**OPTIONAL ACCESSORIES:** • Can Skirt Kits • Gelato Pan Racks (not included) • Caster Kits • Leg Kit • Night Cover Kits • Lid Lock Kit • Dipperwell • Frost Shield Kits

MODEL	KDC/CKDC27	KDC/CKDC47	KDC/CKDC67	KDC/CKDC87*
Temp Range	+10°F to -10°F	+10°F to -10°F	+10°F to -10°F	+10°F to -10°F
Exterior Dimensions:				
Length	25 3/4"	46 1/2"	67"	88"
Depth	26 3/4"	26 3/4"	26 3/4"	26 3/4"
Height	50 9/16"	50 11/16"	50 11/16"	50 11/16"
Capacity	4.6 cu. ft.	12.0 cu. ft.	19.1 cu. ft.	26.4 cu. ft.
Capacity (3 gal tubs)	4	12	20	28
Facings (3 gal tubs)	4	8	12	16
Storage (3 gal tubs)	0	4	8	12
Compressor	Hermetic	Hermetic	Hermetic	Hermetic
Unit HP	1/4	1/3	1/2	3/4
Shipping Weight	235 lbs	365 lbs	525 lbs	635 lbs
Condenser Type	Bare Tube	Bare Tube	Bare Tube	Bare Tube
Lighting	LED	LED	LED	LED
Electrical	115/60/1	115/60/1	115/60/1	115/60/1
Rated Amps	8.0	12.0	11.0	11.0
Electrical Connection	5-15P	5-15P	5-15P	5-15P



[www.globalref.com](http://www.globalref.com)



# Ice Cream Chest Cabinets

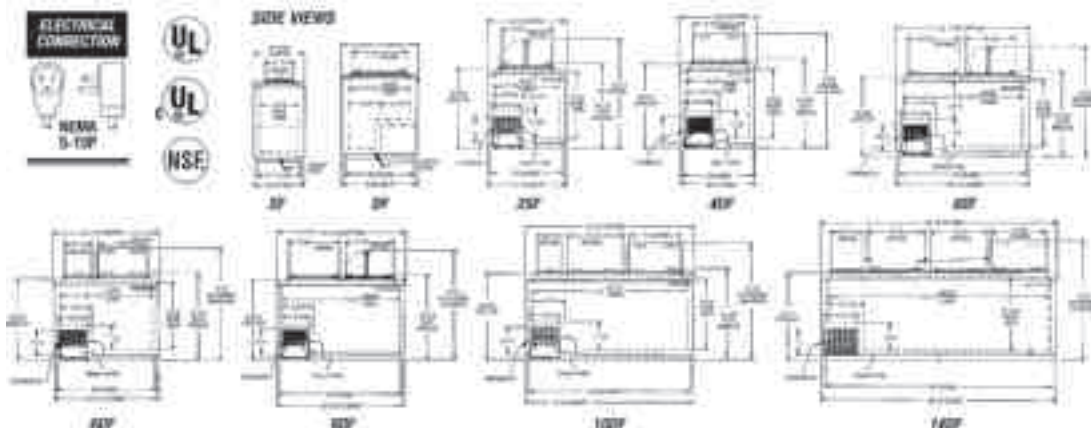
## Features:

- Radiant shell, non-clogging condenser requires no maintenance
- Exterior and interior shells made of heavy gauge high grade steel, bonderized for corrosion resistance
- Lids are foamed in place and have tight seal vinyl chamber guards to keep cold in, moisture out, and prevents power robbing frost build-ups
- Stainless steel cabinet rim protects cabinet during loading and unloading
- Non condenser fans required means a savings on energy costs and eventual replacement costs
- Cold wall evaporator
- Reliable capillary tube refrigerant control
- Supplied with 6' 15A power cord with NEMA 5-15P plugs
- Bottom drain for easy cleaning makes defrosting a snap

Global ice cream chest cabinets are recognized for quality, performance and reliability and set the standard in the industry. The ice cream cabinets are designed to be virtually maintenance free and provide whisper quiet operation via the radiant shell, non-clogging condenser. The product line features (2) two single row and (5) double row models to choose from.

**OPTIONAL ACCESSORIES:** • Casters • Leg Kits • Lid Locks • Dipperwell • Dipperwell Adapter

MODEL	2SF	4DF	6DF	8DF
Temp Range	0°F to -20°F	0°F to -20°F	0°F to -20°F	0°F to -20°F
Exterior Dimensions:				
Length	32 1/8"	30 5/8"	43 1/16"	54 3/16"
Depth	20 15/16"	30 9/16"	30 9/16"	30 9/16"
Height	34 1/16"	34 1/16"	34 1/16"	34 1/16"
Capacity	5.4 cu. ft.	9.1 cu. ft.	14.1 cu. ft.	18.6 cu. ft.
Capacity (3 gal tubs)	4	9	16	21
Facings (3 gal tubs)	3	6	9	12
Storage (3 gal tubs)	1	3	7	9
Compressor	Hermetic	Hermetic	Hermetic	Hermetic
Unit HP	1/4	1/4	1/4	1/4
Shipping Weight	265 lbs	290 lbs	370 lbs	380 lbs
Condenser Type	Radiant Shell	Radiant Shell	Radiant Shell	Radiant Shell
Electrical	115/60/1	115/60/1	115/60/1	115/60/1
Rated Amps	4.0	5.0	5.0	5.0
Electrical Connection	5-15P	5-15P	5-15P	5-15P



[www.globalref.com](http://www.globalref.com)

# Drop-In Cabinet



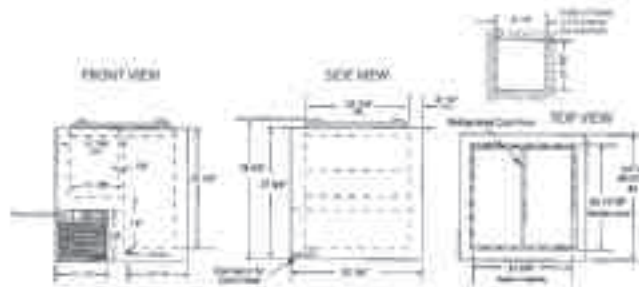

The Global Drop-In cabinet is designed for storing chilled dishes or mugs as well as for built in ice cream storage. Forced convection-condenser unit permits air intake and exhaust through the front even when installed on a raised solid base. Bare tube design makes it easy to keep clean. Designed to fit below standard 34" countertop and installs in 30" deep backbar or counter.

## Features:

- Oversized compressor with 300 watt capacity designed for lids off operation
- Unpainted galvanized steel exterior with high quality powder coat interior
- Tempered under stainless steel top
- Compressor and thermostat are accessible through front opening
- Cold wall evaporator
- Environmentally friendly R-404A refrigerant
- Reliable capillary tube refrigerant control
- Conduit connected, max fuse size 15A
- Bottom drain for easy cleaning makes defrosting a snap\*
- UL and NSF certifications apply to all products on this page

**OPTIONAL ACCESSORIES:** • Remote on/off switch • Lid lock

MODEL	DI-4
Temp Range	0°F to -20°F
Exterior Dimensions:	
Length	28 3/16"
Depth	28 3/16"
Height	29 3/8"
Capacity	4.9 cu. ft.
Compressor	Hermetic
Unit HP	1/4
Shipping Weight	240 lbs
Condenser Type	Bare Tube
Electrical	Conduit connected, Max fuse size 15A
Rated Amps	4.0
Electrical Connection	5-15 P



[www.globalref.com](http://www.globalref.com)

# Ice Cream Hardening Cabinets




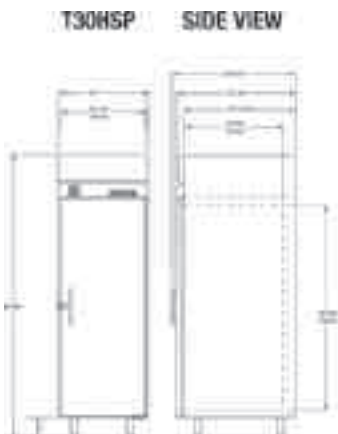
## Features:

- New refrigerant/compressor design
- Microprocessor thermostat and defrost controller with digital LED display
- New CRO valve
- Door fan switches
- New expansion valve
- Forced air/bare tube condenser with static cold/wall evaporator

Global's hardening cabinet series is known for quality, performance and reliability and has set the standard for use in hardening batch ice cream products and cakes.

Global offers three models to choose from in the product line. A single door -30°F model, a quad door -30°F model and a quad door -40°F model.

MODEL	T30HSP	T50HSQL	T50HSQHP
Temp Range	0°F to -30° F	0°F to -30° F	0°F to -40° F
Exterior Dimensions:			
Length	31"	52"	52"
Depth	36 9/16"	36 1/8"	36 1/8"
Height	83 3/4"	83 3/4"	83 3/4"
Electrical	115/60/1	115/208-230	111/208-230
Rated Amps	10	12	12
Unit HP	3/4	2	2
Cubic Feet	27.3	49.1	49.1
Shipping Weight	637 lbs	898 lbs	898 lbs
Electrical Connection	NEMA 5-15P	NEMA 5-20P	Plug Optional



[www.globalref.com](http://www.globalref.com)



# Vertical Merchandisers Low Temperature Glass Door Cabinets

## Features:

- New refrigerant/compressor design
- New microprocessor thermostat and defrost controller with LED digital display
- ECM Fan Motor
- Fan Door Switches
- New CRO Valve design
- LED lighting

Reach-in merchandisers are designed to enhance your product sales through improved merchandising. All models offer increased viewing area, excellent product illumination and adjustable cantilever shelves. Merchandisers are available in one, two, and three-door models to fit most common applications. In addition, models can be set side-by-side for a continuous merchandising look. All models offer energy efficient compressor design, snap-out covers on the anti-condensate heaters and improved air flow. Patented door design eliminates the need for heaters in the door frame.

**OPTIONAL ACCESSORIES:** • Lighted Sign Kit (top mount only) • Skirt Kit (top mount only) • Caster Remote Models (contact factory for system sizing requirements) • Bright Aluminum Door Frames (shown on model top left)



MODEL	T30 LGP	T50 LGP	T80 LGP	ULG 15	ULG 30 BS	ULG 50 BC	ULG 80 BC
Temp Range	0°F to -20° F	0°F to -20° F	0°F to -20° F	0°F to -20° F	0°F to -20° F	0°F to -20° F	0°F to -20° F
Exterior Dimensions:							
Length	31"	52"	78"	36"	31"	52"	78"
Depth	36 1/4"	36 1/4"	36 1/4"	28"	36 7/8"	36 7/8"	36 7/8"
Height	83 3/4"	83 3/4"	83 3/4"	54"	79 3/4"	79 3/4"	79 3/4"
Interior Dimensions:							
Length	26 1/4"	47 1/4"	73 1/4"	31 1/4"	26 1/4"	47 1/4"	73 1/4"
Depth	29 5/8"	29 5/8"	29 5/8"	20 3/4"	29 5/8"	29 5/8"	29 5/8"
Height	60 5/8"	60 5/8"	60 5/8"	35"	60 5/8"	60 5/8"	60 5/8"
Capacity	27.3 cu. ft.	49.1 cu. ft.	76.2 cu. ft.	15 cu. ft.	27.3 cu. ft.	49.1 cu. ft.	76.2 cu. ft.
Unit HP	3/4	2	2	1/2	3/4	2	2
Shipping Weight	615 lbs	850 lbs	1080 lbs	650 lbs	516 lbs	780 lbs	1200 lbs
Electrical	115/60/1	115/208-230	115/208-230	115/60/1	115/60/1	115/208-230	115/208-230
Rated Amps	10.0	13.0	14.0	11.7	10.0	13.0	14.0
Electrical Connection	5-20P	L14-20P	L14-20P	5-15P	5-20P	L14-20P	L14-20P



[www.globalref.com](http://www.globalref.com)



# Top Mount Solid Door Storage Cabinets

## Low Temperature Cabinets

### Features:

- New refrigerant compressor system design
- New microprocessor thermostat and defrost controller with LED digital display
- New CRO valve design
- Magnetic gaskets on all doors to provide a tight seal
- ECM Fan Motors
- Fan Door Switches
- Temperature range 0° F to -20° F
- Discharge mufflers are standard and 2 & 3 door cabinets for quieter operation

Global's Top Mount Storage Cabinets are unsurpassed in convenience, performance and reliability. Cabinets are available in one, two, and three-door models to fit most common applications. Cantilever shelves are epoxy coated for durability and can easily be adjusted. Hinges are self-closing or can be set to hold door open while loading. All cabinets meet NSF7 designations for all food service applications. Top mount condensing unit means unobstructed air flow and easier servicing. Extra large face area on condenser provides more efficient energy consumption and reduces cleaning and maintenance.

MODEL	T30 LSP	T50 LSP	T80 LSP
Temp Range	0°F to -20° F	0°F to -20° F	0°F to -20° F
Exterior Dimensions:			
Length	31"	52"	78"
Depth	36 9/16"	36 9/16"	36 9/16"
Height	83 3/4"	83 3/4"	83 3/4"
Interior Dimensions:			
Length	26 1/4"	47 1/4"	73 1/4"
Depth	29 5/8"	29 5/8"	29 5/8"
Height	60 5/8"	60 5/8"	60 5/8"
Capacity	27.3 cu. ft.	49.1 cu. ft.	76.2 cu. ft.
Unit HP	3/4 HP	2 HP	2 HP
Shipping Weight	465 lbs	755 lbs	900 lbs
Electrical	115/60/1	115/208-230	115/208-230
Rated Amps	10	13.0	16.0
Electrical Connection	5-15P	5-20P	5-20P

Global Refrigeration manufactures low temperature refrigeration applications superior to other products offered in the marketplace. Patents and designs owned by Global have been upgraded with innovative equipment design, performance and energy savings placing Global equipment at the forefront of product offerings in the marketplace.

### Global Refrigeration Incorporated

#### Corporate Office:

5855 Grant Avenue  
Cleveland, OH 44105

#### Manufacturing Facility:

563 Corbin Road  
Honea Path, SC 29654

Phone: 864-260-6600

Toll Free: 888-650-9799

Fax: 864-260-6601

[www.globalref.com](http://www.globalref.com)



[www.globalref.com](http://www.globalref.com)